

MobileSiteSafety – Getting Started

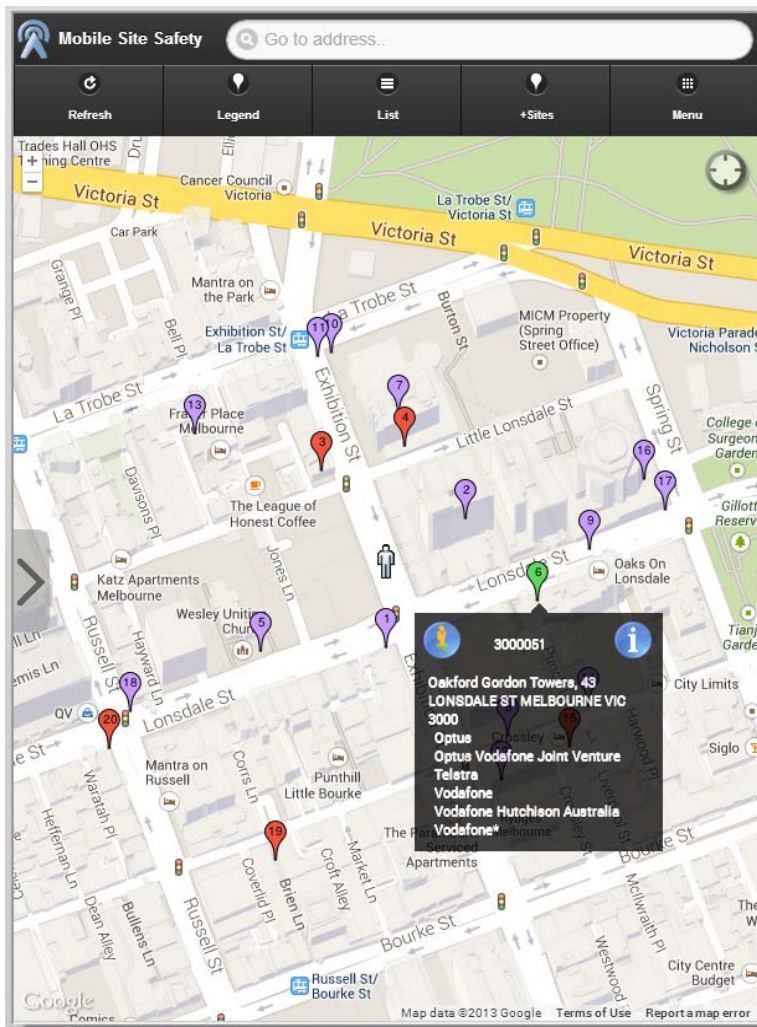
Introduction

Use the MobileSiteSafety tool to locate mobile base stations and site documentation including EME safe working procedures, site contact details, environmental EME reports, Site Safety Book (RCSMB) and EME compliance documentation. We have released a test version for evaluation.

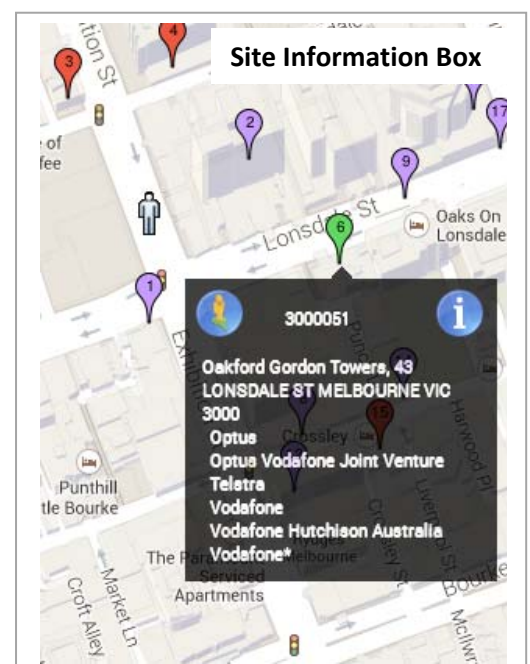
MobileSiteSafety is ideal for tablets, smart phones and other mobile devices providing an easy to use interface especially for field staff accessing site information.

Getting Started – it's easy!

1. Ensure location based services are active on your mobile device.
2. Go to mobilesitesafety.com.au (bookmark this on your device).
3. MobileSiteSafety will identify your location and base stations near you.
4. On the map, click on the pin for the site you want
5. Click on the site information box to go to the site details



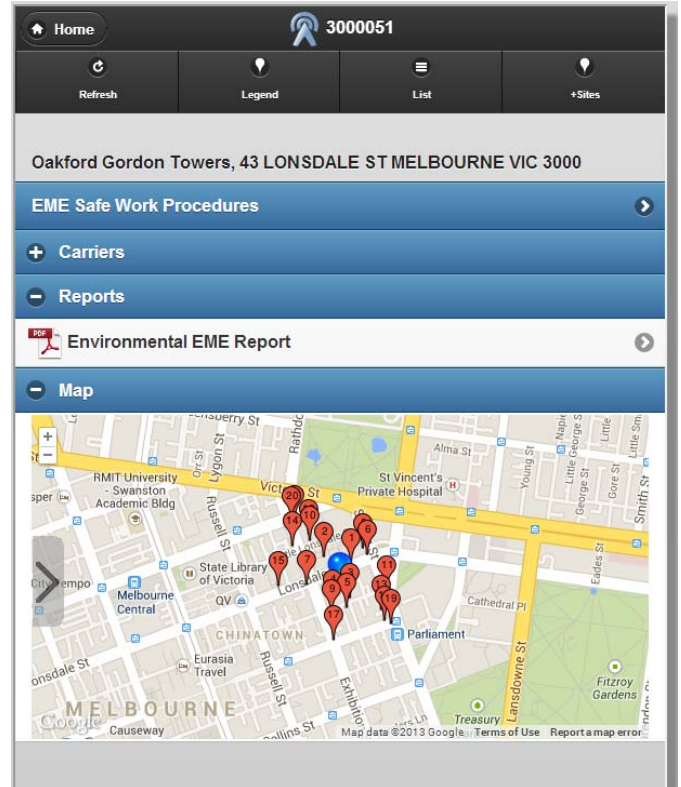
MobileSiteSafety Web App



EME Safe Work Procedures and Log In

MobileSiteSafety uses the Radio Frequency National Site Archive (RFNSA).

1. The safety procedures are listed under EME Safe Work Procedures button
2. Login using your RFNSA username and password, or
3. If you don't have a login, contact the facility manager (or carrier)



EME Safe Work Procedures

Working Safely on Sites


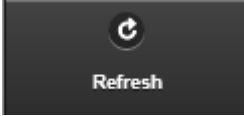
1. Be appropriately trained
2. Receive a safety briefing from Site Manager
3. Do not stand in front of antennas
4. Observe safety signs
5. View online site safety doc (RCSMB)
6. Check site RadHaz drawings & antenna exclusion zones
7. Check for site updates - see caution sheets
8. Use a safe work method statement
9. Use a personal RF monitor
10. Questions - ask for help

Login - site safety documents +

Contacts for Work on Sites

Check safety signs, building manager or local Radio Communications Site Book for local contact Nos.


Useful Tips

- For greater location accuracy enable WiFi and GPS.
- Use the near me  button to find sites near your current location
- Use the refresh button  to update the detected sites
- You can also access [MobileSiteSafety](#) on your desktop or laptop.
- Google Chrome or Internet Explorer 10 provides a great user experience.

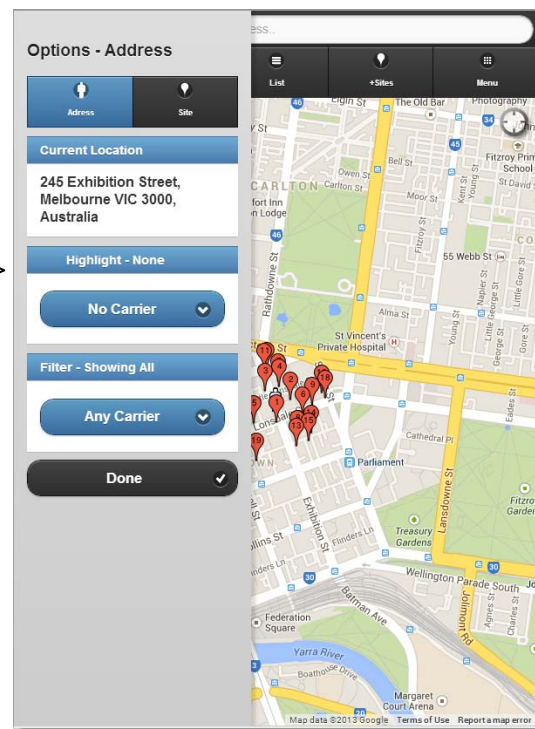
Options

The Options box allows you to set display and search filters

A very useful feature is to highlight specific carriers.



This displays sites in a different colour where the selected carrier is present.



Feedback

MobileSiteSafety is a new web application from AMTA. We would love to hear from you, especially your ideas and feedback.

Please contact us through the feedback button under the Menu Button

